

AIR FLOW AND TEMPERATURE TRANSMITTER IVLJ 02

IVLJ 02 transmitter is designed for HVAC applications. Output signals correspond to the air flow velocity and temperature inside the ventilation duct.

Probe of the transmitter is mounted in the duct, on a place where the air flow is as laminar as possible. The transmitter should be mounted a suitable place near the probe. Linear and air flow proportional measuring signal is produced by comparing the sensor element temperatures. Both outputs can be separately selected to be either 4...20 mA or 0...10 V outputs.

The N model display resolution is 0,1 m/s for velocity and 0,1 °C for temperature. The display can be added also after commissioning. The measurement values scroll on the display. The wanted value can be locked to view continuously by removing the jumper on back of the display board.

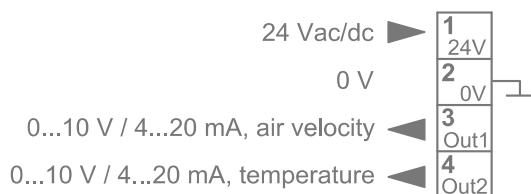
IVLJ 02 is also available with a 100 and 400 mm long probe stem.

Output signal selection

	4...20 mA	* 0...10 V
out 1	<input type="checkbox"/>	<input checked="" type="checkbox"/>
out 2	<input checked="" type="checkbox"/>	<input type="checkbox"/>

* = factory setting

Wiring



Technical data

Supply	24 Vac (22...28 V), < 1.5 VA 24 Vdc (23...28 V), < 1.5 W
Ranges	
velocity	0...2 m/s
temperature	0...50 °C
Accuracy	
measuring range	< 0.1 m/s ±7 % from reading (at 25 °C)
temperature	< 0.5 °C (25 °C, > 0,5 m/s)
Outputs	0...10 V, < 2 mA, 4...20 mA, < 600 Ω
Probe cable	2 m
Ambient temperature	0...50 °C
Mounting	
probe	by a flange, adjustable depth (200 mm stem)
transmitter	with screws, external lugs
Protection class	IP 54 (transmitter), cable glands downwards
Materials	PBT, PC, PA and stainless steel

Ordering guide:

Model	Product number	Description
IVLJ 02	1130040	air flow transmitter 0...2 m/s, immersion depth 50...190 mm
IVLJ 02-100	1130044	air flow transmitter, immersion depth 50...90 mm
IVLJ 02-400	1130041	air flow transmitter, immersion depth 50...390 mm

Products fulfil the requirements of directive 2004/108/EC and are in accordance with the standards EN61000-6-3: 2001 (Emission) and EN61000-6-2: 2001 (Immunity).

AIR FLOW AND TEMPERATURE TRANSMITTER IVLJ 10

IVLJ 10 transmitter is designed for HVAC applications. Output signals correspond to the air flow velocity and temperature inside the ventilation duct.

Probe of the transmitter is mounted in the duct, on a place where the air flow is as laminar as possible. The transmitter should be mounted a suitable place near the probe. Linear and air flow proportional measuring signal is produced by comparing the sensor element temperatures. Both outputs can be separately selected to be either 4...20 mA or 0...10 V outputs.

The N model display resolution is 0,1 m/s for velocity and 0,1 °C for temperature. The display can be added also after commissioning. The measurement values scroll on the display. The wanted value can be locked to view continuously by removing the jumper on back of the display board.

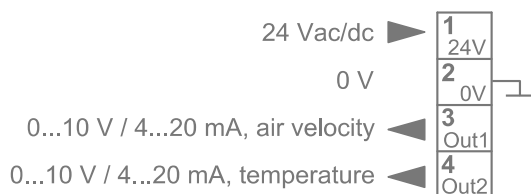
IVLJ 10 is also available with a 100 and 400 mm long probe stem.

Output signal selection

	4...20 mA	* 0...10 V
out 1	<input type="checkbox"/>	<input checked="" type="checkbox"/>
out 2	<input checked="" type="checkbox"/>	<input type="checkbox"/>

* = factory setting

Wiring



Technical data

Supply	24 Vac (22...28 V), < 1.5 VA 24 Vdc (23...28 V), < 1.5 W
Ranges	
velocity	0...10 m/s
temperature	0...50 °C
Accuracy	
measuring range	< 0.5 m/s ±7 % from reading (at 25 °C)
temperature	< 0.5 °C (25 °C, > 0,5 m/s)
Outputs	0...10 V, < 2 mA, 4...20 mA, < 600 Ω
Probe cable	2 m
Ambient temperature	0...50 °C
Mounting	
probe	by a flange, adjustable depth (200 mm stem)
transmitter	with screws, external lugs
Protection class	IP 54 (transmitter), cable glands downwards
Materials	PBT, PC, PA and stainless steel

Ordering guide:

Model	Product number	Description
IVLJ 10	1130090	air flow transmitter 0...10 m/s, immersion depth 50...190 mm
IVLJ 10-100	1130094	air flow transmitter, immersion depth 50...90 mm
IVLJ 10-400	1130091	air flow transmitter, immersion depth 50...390 mm

Products fulfil the requirements of directive 2004/108/EC and are in accordance with the standards EN61000-6-3: 2001 (Emission) and EN61000-6-2: 2001 (Immunity).

AIR FLOW AND TEMPERATURE TRANSMITTER IVLJ 20

IVLJ 20 transmitter is designed for HVAC applications. Output signals correspond to the air flow velocity and temperature inside the ventilation duct.

Probe of the transmitter is mounted in the duct, on a place where the air flow is as laminar as possible. The transmitter should be mounted a suitable place near the probe. Linear and air flow proportional measuring signal is produced by comparing the sensor element temperatures. Both outputs can be separately selected to be either 4...20 mA or 0...10 V outputs.

The N model display resolution is 0,1 m/s for velocity and 0,1 °C for temperature. The display can be added also after commissioning. The measurement values scroll on the display. The wanted value can be locked to view continuously by removing the jumper on back of the display board.

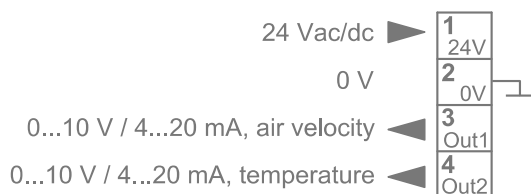
IVLJ 20 is also available with a 100 and 400 mm long probe stem.

Output signal selection

	4...20 mA	* 0...10 V
out 1	<input type="checkbox"/>	<input checked="" type="checkbox"/>
out 2	<input checked="" type="checkbox"/>	<input type="checkbox"/>

* = factory setting

Wiring



Technical data

Supply	24 Vac (22...28 V), < 1.5 VA 24 Vdc (23...28 V), < 1.5 W
Ranges	
velocity	0...20 m/s
temperature	0...50 °C
Accuracy	
measuring range	< 1 m/s ±7 % from reading (at 25 °C)
temperature	< 0.5 °C (25 °C, > 0,5 m/s)
Outputs	0...10 V, < 2 mA, 4...20 mA, < 600 Ω
Probe cable	2 m
Ambient temperature	0...50 °C
Mounting	
probe	by a flange, adjustable depth (200 mm stem)
transmitter	with screws, external lugs
Protection class	IP 54 (transmitter), cable glands downwards
Materials	PBT, PC, PA and stainless steel

Ordering guide:

Model	Product number	Description
IVLJ 20	1130100	air flow transmitter 0...20 m/s, immersion depth 50...190 mm
IVLJ 20-100	1130104	air flow transmitter, immersion depth 50...90 mm
IVLJ 20-400	1130101	air flow transmitter, immersion depth 50...390 mm

Products fulfil the requirements of directive 2004/108/EC and are in accordance with the standards EN61000-6-3: 2001 (Emission) and EN61000-6-2: 2001 (Immunity).