

Produal Proxima® WTR-IM - Wireless input module




Produal Proxima® WTR-IM wireless input module reads values from three inputs. The input module includes also temperature and humidity measurements. The module can be powered with battery or with wired supply voltage and it is compatible with the Produal Proxima® MESH wireless network.

The information is transmitted to the base unit according to the base unit poll interval or when the information changes. You can set the smallest change in the value that is send to the base unit.

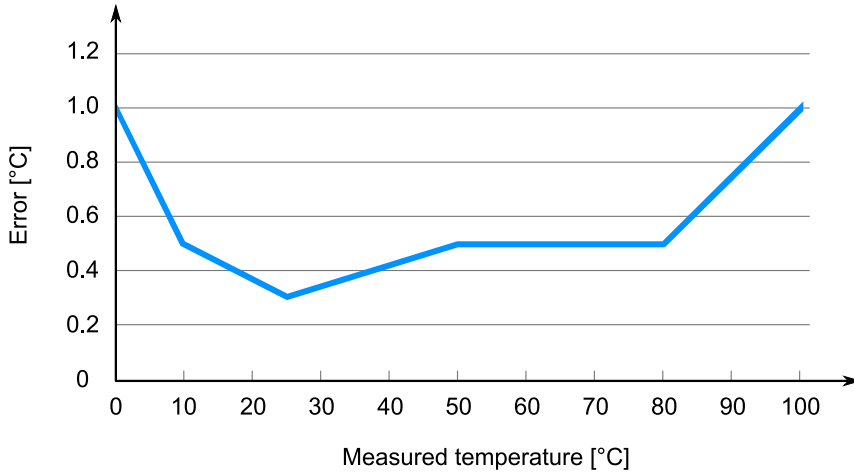
The wireless network needs one base unit. Commissioning is done by using Produal MyTool® smart phone application.

Technical specifications

Property	Value
Supply	3,6 V lithium battery (3600 mAh) or 10...30 Vdc / 12...28 Vac
Network frequency	2,4 GHz
Network range (maximum distance between devices)	up to 100 m indoors / up to 200 m in open air
Temperature measurement (internal)	
Range	0...50 °C
Accuracy	±0,5 °C (25 °C)
Humidity measurement (RH models)	
Range	0...100 %rH
Accuracy	±3 % rH (25 °C)
Inputs	3 x 0...10 V / NTC 10 / digital / resistive
0...10 V	< 2 mA
NTC 10	0...100 °C. See the temperature input accuracy from the chapter NTC 10 input accuracy on page 2.
Digital	potential free contact
Resistive	0...300000 Ω
Commissioning tool	Produal MyTool®
	
Operating conditions	
Temperature	0...50 °C
Humidity	0...85 %rH (non-condensing)

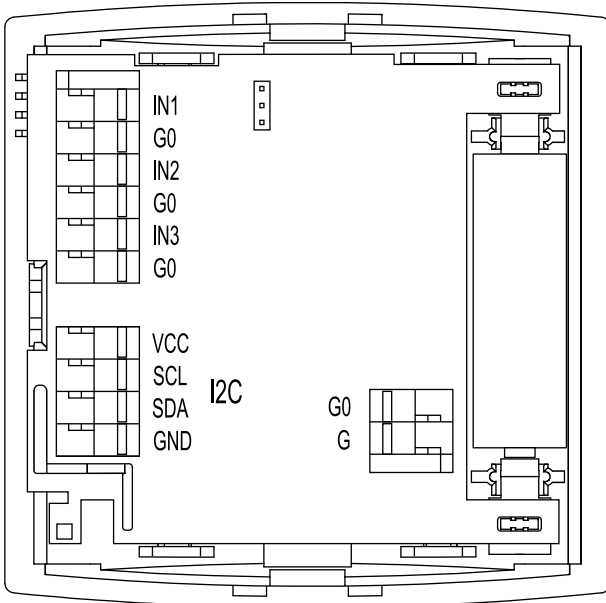
Property	Value
Wiring terminals	1,5 mm ² , spring terminals
Housing	PC plastic, IP20
Mounting	on the wall surface or on the standard flush mounting box (60 mm hole distance)
Dimensions (w x h x d)	97 x 97 x 33 mm

NTC 10 input accuracy



Wiring WTR-IM

CAUTION: Device wiring and commissioning can only be carried out by qualified professionals. Always make the wirings while the power is switched off.






IN1	Input 1 (0...10 V or NTC 10 or digital or resistive).
G0	
IN2	Input 2 (0...10 V or NTC 10 or digital or resistive).
G0	
IN3	Input 3 (0...10 V or NTC 10 or digital or resistive). The input supports energy harvesting from 0...10 V signal when the device is battery powered. The harvesting is active if the signal is over 4 V.
G0	

NOTE **Note:** When using 0...10 V inputs, the input potential must be the same that is used in the connected 0...10 V device. Use common G0 with the connected device's power supply, for example.

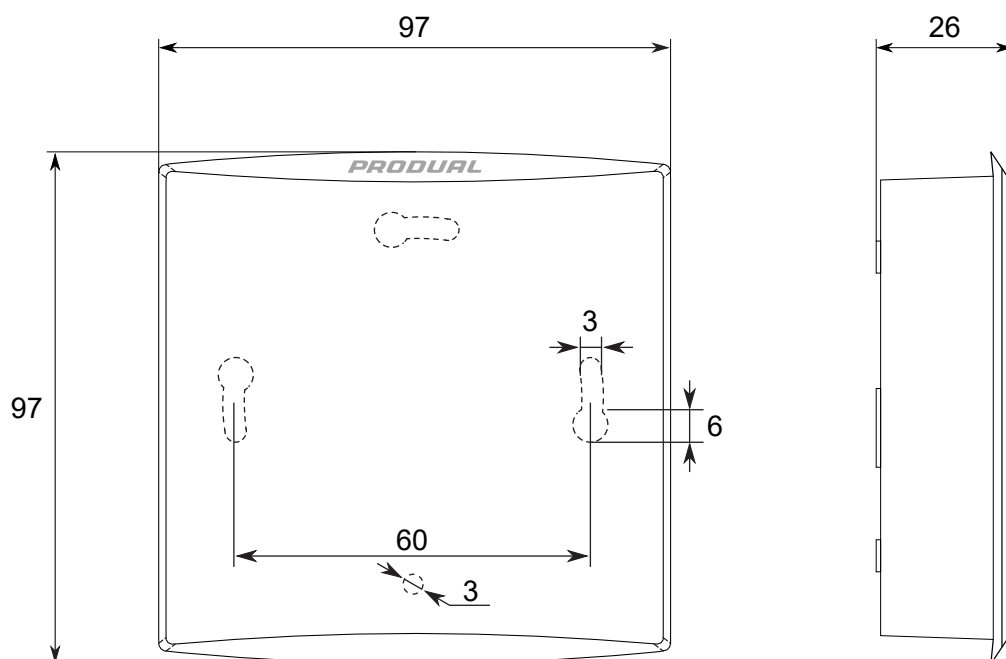
NOTE **Note:** Use NO type contact for digital input, if the device is only battery powered. NC requires power and that significantly shortens the battery life.

VCC	I2C models	3...5 Vdc
SCL		Serial clock line.
SDA		Serial data line.
GND		0 V
G0	0 V	
G	10...30 Vdc / 12...28 Vac	

Ordering information

	Type	Product number	Description
	WTR-IM	54015W0000	Wireless input module, white
	WTR-IMB	54015B0000	Wireless input module, black
	VP-PROX	9000460	Protective casing for Proxima room products

Dimensions



Supported standards and directives

Standard	Description
2014/30/EU	Electromagnetic Compatibility (EMC).
2014/35/EU	Low Voltage Directive (LVD)
2014/53/EU	Radio Equipment Directive (RED)
2011/65/EU	Restriction of Hazardous Substances (RoHS2) Directive.
(EU) 2015/863	Commission Delegated Directive, amending Annex II to Directive 2011/65/EU.
2000/299/EC	Classification of radio equipment: Class 1, Wideband data transmission systems (Subclass 22)
EN 60950	Safety of information technology equipment
EN 300 328 V2.1.1	Wideband transmission systems; Data transmission equipment operating in the 2,4 GHz ISM band and using wide band modulation techniques; Harmonised Standard covering the essential requirements of article 3.2 of directive 2014/53/EU
EN 301 489-1 V2.1.1	Electromagnetic Compatibility (EMC) standard for radio equipment and services; Part 1: Common technical requirements.
EN 301 489-17 V2.1.1	Electromagnetic Compatibility (EMC) standard for radio equipment and services; Part 17: Specific conditions for Broadband Data Transmission systems
EN 61000-6-2:2006	Electromagnetic compatibility (EMC) - Part 6-2: Generic standards - Immunity for industrial environments.
EN 61000-6-3:2007/A1:2011	Electromagnetic compatibility (EMC) - Part 6-3: Generic standards - Emission standard for residential, commercial and light-industrial environments.